

XSA

Cultivator eradicates weed

The **XSA cultivator** supports organic agriculture as well as conventional cultures where an extended use of herbicides has caused damage or where the frequency of herbicide spraying should be reduced for other reasons. This cultivator can be mounted either to a mulcher or directly to the tractor, with the 3-point linkage PORT-X. The mechanical process cuts the roots of weeds along trees or vines and brings them to the surface. A highly sensitive hydraulic toucher protects even the youngest trees from damage.

Features	XSA
Eradicates weed as deep as	4 cm [1.6"]
Working speed	2-4 km/h
Attachment	Mulcher or PORT-X
Connection	Quick coupling
Flow rate	40 l/min (10 gpm)
Rotor	Supporting turning disc
Tools	Cultivator teeth
Hydraulic sensitive toucher	Mounted on X-FAST arm
Floating mechanism	Via 2-FAST/PORT-X
Inclination system	Via 2-FAST/PORT-X



fruit

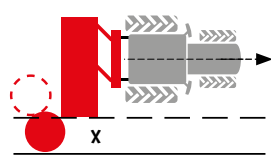
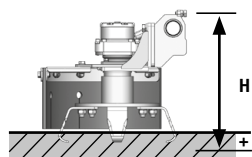


apple



vines

several tools of choice



Working width Ø cm ["]	Height H: cm	Weight* kg [lb]	Teeth pcs	Max. outreach X: cm ["]
35 [20] depending on blades	35+4 [14+2]	40 [90]	4	30 [12]

* The weight of the machine is approximate and may vary.



Season

- Spring
- Summer
- Autumn

Ideal situation

- From ca. 3 cm [0.8"] Ø with sens. toucher
- Planting distance: min. 50 cm [20"]
- No or little grass (before growing or after mowing)
- Low soil moisture
- Few stones

Advantage

- Clean soil cultivation
- Raises roots to the surface
- Deep aeration prevents regrowth
- Prevents habitat for mice, etc.
- Nitrogen is produced by incorporating leaves

2-FAST • PORT-X

Universal attachment system for a perfect connection

2-FAST is a quick coupling system to connect a module with a mulcher.
The quick couplers allow a fast and easy exchange of the required module/s.


PORT-X is an autonomous carrier for one or two accessories - attached via the quick coupling system.
The hydraulic 3-point linkage of the 1st and 2nd category connects the carrier with the tractor. The support wheels stabilize the carrier while driving between the rows, and the linear hydraulic side shift adjusts the outreach between the crops.

2-FAST and PORT-X are available with or without a hydraulic system, depending on the tractor.

Features		2-FAST	2-FAST direct	PORT-X	PORT-X direct
Linkage/Framework		Framework with quick coupling system to connect mulcher and attachment		3-point rear linkage 1 & 2 cat. including support wheels	
Quick coupling		1 or 2 attachments ("single" or "double")		1 or 2 attachments ("single" oder "double")	
Attachments		XTI, XSC, XSA, XSP, XDF		XTI, XSC, XSA, XSP, XDF, XAN	
Side shift		Manually adjustable		Hydraulically adjustable	
Gearbox		-		540 rpm	
Transmission		Autonomous hydraulic circuit, with pump, tank and control valves	Powered by tractor's hydraulics	Autonomous hydraulic circuit, with pump, tank and control valves	Powered by tractor's hydraulics
Tractor nominal power	Pressure Flow	25-110 HP	180-250 bar [2,6-3,6 k psi] 40-50 l/min [10-13 gpm]	25-110 HP	180-250 bar [2,6-3,6 k psi] 40-50 l/min [10-13 gpm]
Control		Electric remote control	Tractor hydraulic output	Electric remote control	Tractor hydraulic output
Absorber FLEX-SAFE		anti-shock system with spring return		anti-shock system with spring return	
Sensitive toucher		depending on module		depending on module	
Floating mechanism FLOAT		with XTI, XSC and XSA		with XTI, XSC and XSA	
Inclination system (*option)		for XTI, XSC, XSA, XSP and XDF (only "single" right)		for XTI, XSC, XSA, XSP and XDF (only "single" right)	
Oil cooler		double: standard, single: on demand		double: standard, single: on demand	
Weight (Guide value without attachments)		single: 200 kg [440 lb] double: 350 kg [770 lb]	single: 100 kg [220 lb] double: 150 kg [330 lb]	single: 340 kg [750 lb] double: 400 kg [880 lb]	single: 280 kg [620 lb] double: 340 kg [750 lb]



XTI
Tiny Flail Mulcher



XSC
Outrigger Mower




XSA
Cultivator



XRH
Rotary Hoe



XSP
Shoot Remover



XDF
Weed Brush