

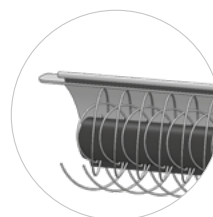
XDF

Mows grass between the trunks.


The **XDF weed brush** can be mounted either to a mulcher or directly to the tractor, with the 3-point linkage PORT-X.

While rotating brush, the fibers are routed through the hood; this produce the expected whip effect. It mows grass between the trunks and grapevine; gentle impact without damaging the vine and its bark.

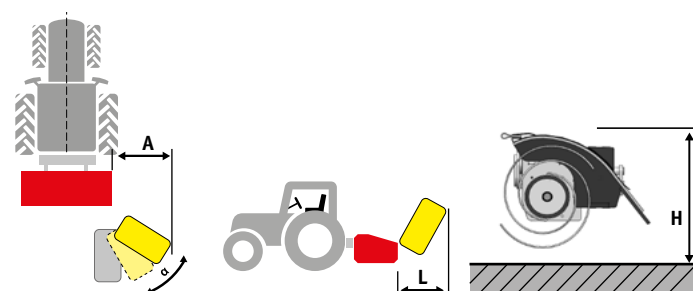
Features	XDF
Working height	Manual adjustable
Working speed	1-5 km/h
Attachment	Mulcher or PORT-X
Connection	Quick coupling
Flow rate	40 l/min [10 gpm]
Hydraulic inclination	for maneuvering and compact transport
Absorber	Bumper
Protecting	Hood against gravel impact
Brush	Fiber cords 8x8m



Adjustable bumper



Integrated spool for adjustment of fiber brush



working angle $\alpha = ^\circ$	working width A: cm ["]	length of the equipment ready for transport L: cm	height H: cm	weight* kg [lb]
15	70 [28]	70 [28]	40 [16]	70 [154]

* The weight of the machine is approximate and may vary.

Season	- spring - summer - autumn
Ideal Situation	- from ca. 2 cm [0.8"] diameter - grass up to 1 cm [0.4"] Ø and up to 50 cm [20"] - humid conditions - slight slope up to ca. 10°
Advantages	- high driven speed possible - no minimum distance between plants required - advised when the bark should remain as intact as possible

