

# SUPER-BMS

 25-45 tons [55k-99k lbs]

 Ø max. 40 cm [16 inch]

## Powerful mulching head for excavators

The SUPER-BMS is the largest mulcher with the best performance among the mulching heads for excavators. Thanks to the dual drive and a weight of over 2.5 tons, it performs the toughest jobs, especially in forests and surfaces with thick stumps and a large mass of wood.

This particularly powerful mulcher grinds wood up to 40 cm [16 inch] in diameter.

## Standard version and specifications

- > Mulches brush and wood up to 40 cm [16"] Ø
- > Excavator category 25-45 tons [55,000-99,000 lbs]
- > Universal attachment interface
- > 2x5-belt transmission
- > Double transmission via 2 axial piston motors 80 cm<sup>3</sup>
- > Hydraulically adjustable hood
- > Front- and rear protection with chains
- > Reinforced support skids
- > Standard rotor: Fixed hammers MINI DUO with tungsten carbide inserts
- > Counter cutters inside the chassis

## Optional configuration and accessories

- > Interface plate for an excavator arm
- > Electric valve for opening the hydraulic hood with control



## Specifications • SUPER-BMS

Working width	150 cm [59"]
Overall width	192 cm [75"]
Depth	120 cm [48"]
Height	105 cm [52"]
Weight (base value w/o options)	2.950 kg [6,500 lb]
Belts	2 x 5
Fixed hammers MINI DUO	34

## Tools



Fixed hammer  
MINI DUO



## High-performance hydraulic drive

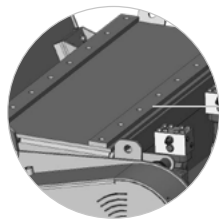
The transmission system of the mulching head **SUPER-BMS** adapts to motors with hydraulic flow rates from 200 to 270 l/min.

HYDRAULIC DRIVE	SUPER-BMS
Pressure	200-350 bar [3,000-5,075 psi]
Case drain pressure	max. 2 bar [22 psi]
Required hydraulic flow	200-270 l/min [52-70 gpm]

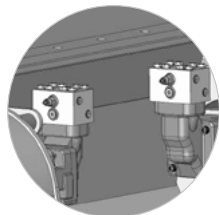
### Required hydraulic hoses:

Motor: 3 (pressure, return, drain)

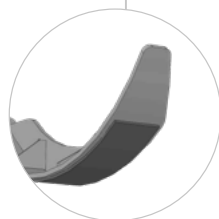
Hydraulic hood: 2 (open/close) or electric valve



Double transmission with 2 motors



Machine interior completely covered and protected - hoses are easily accessible

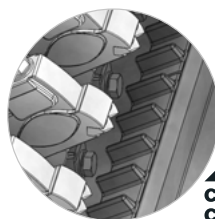


Support skids reinforced with additional steel plates



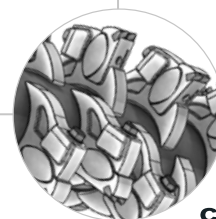
SUPER-BMS \*

Lateral material deflectors



COUNTER CUTTERS

Counter cutters inside the chassis for a perfect mulching result



CARBIDE

Fixed hammers forestry rotor MINI DUO with tungsten carbide inserts; antiwear hammer support